


The Adventures of Water Wagon





Providing refreshing and healthy tap water!



Find the matching Water Wagon.



Water Wagon with letter _____ matches this Water Wagon.



W

Refill your bottle here
www.bluew.org


Look for the Blue W to fill up your reusable water bottle when on the go.

Word search

Find words related to water.

G	D	L	R	I	V	E	R	E	Q	V	M
R	P	S	Z	Q	F	L	I	Q	U	I	D
O	C	U	M	N	E	G	R	I	W	L	Y
U	G	E	H	F	R	R	A	S	C	T	H
N	U	A	T	M	S	B	I	T	S	E	E
D	L	Y	Q	U	S	W	N	R	F	P	P
W	E	T	A	U	L	O	I	Q	K	M	C
A	Z	F	Z	L	I	H	L	H	I	B	L
T	K	H	E	R	T	F	I	I	D	Z	O
E	Z	W	G	T	T	Z	E	M	D	L	U
R	Y	P	I	M	F	Y	C	R	W	L	D
O	W	B	O	A	T	J	X	L	T	P	W

GROUNDWATER
AQUIFER
RIVER
RAIN
LIQUID
SOLID
ICE
SWIM
WELL
CLOUD
THIRSTY
BOAT





Amazing water!

Too many plastic bottles end up in our landfill.

You can help - reduce waste by using a reusable water bottle!

Find the path that leads these friends to the Water Wagon to refill their reusable bottles with tap water.



How many words can you spell with the letters below?

I take my tap water to go!



Be good to your water



In Waterloo Region, we rely on groundwater and surface water for our drinking water. Help protect and conserve this important resource.

I will help to look after our water by:

How to make an aquifer that's good enough to eat


An aquifer is an underground area that holds large amounts of water in tiny spaces between rocks and sediment. Have fun making a model of this important source of drinking water!

Instructions:

In a glass cup:

- 1) Create a layer of crushed ice, gummy bears and chocolate chips on the bottom. This represents the sand and gravel that make up an aquifer.
- 2) Cover the first layer with lemon-lime soda, which replicates rain water. Your aquifer is now filled with "water" that can be brought to the surface.
- 3) Add ice cream, which will act as a "confining layer", just like clay.
- 4) Optional: add a layer of crushed ice to represent the "unsaturated zone" where both water and air exist.
- 5) Finally, scatter chocolate sprinkles on top. This represents the layer of soil at the surface.

Using a straw, "drill" a well into the centre of your aquifer. "Pump the well" by slowly sucking on the straw. Enjoy drinking this tasty aquifer!



Region of Waterloo



WATER Ours to
Protect & Conserve

Brought to you from the Region of Waterloo and the Municipal Tap Water Providers.

www.waterontap.ca