


Help us answer  
the question:

*To flush  
or not  
to flush?*




**Every time you flush, the water travels through underground pipes to the treatment plant, where the water gets cleaned and returned to the environment! Some things were made to flush, but many others are not.**



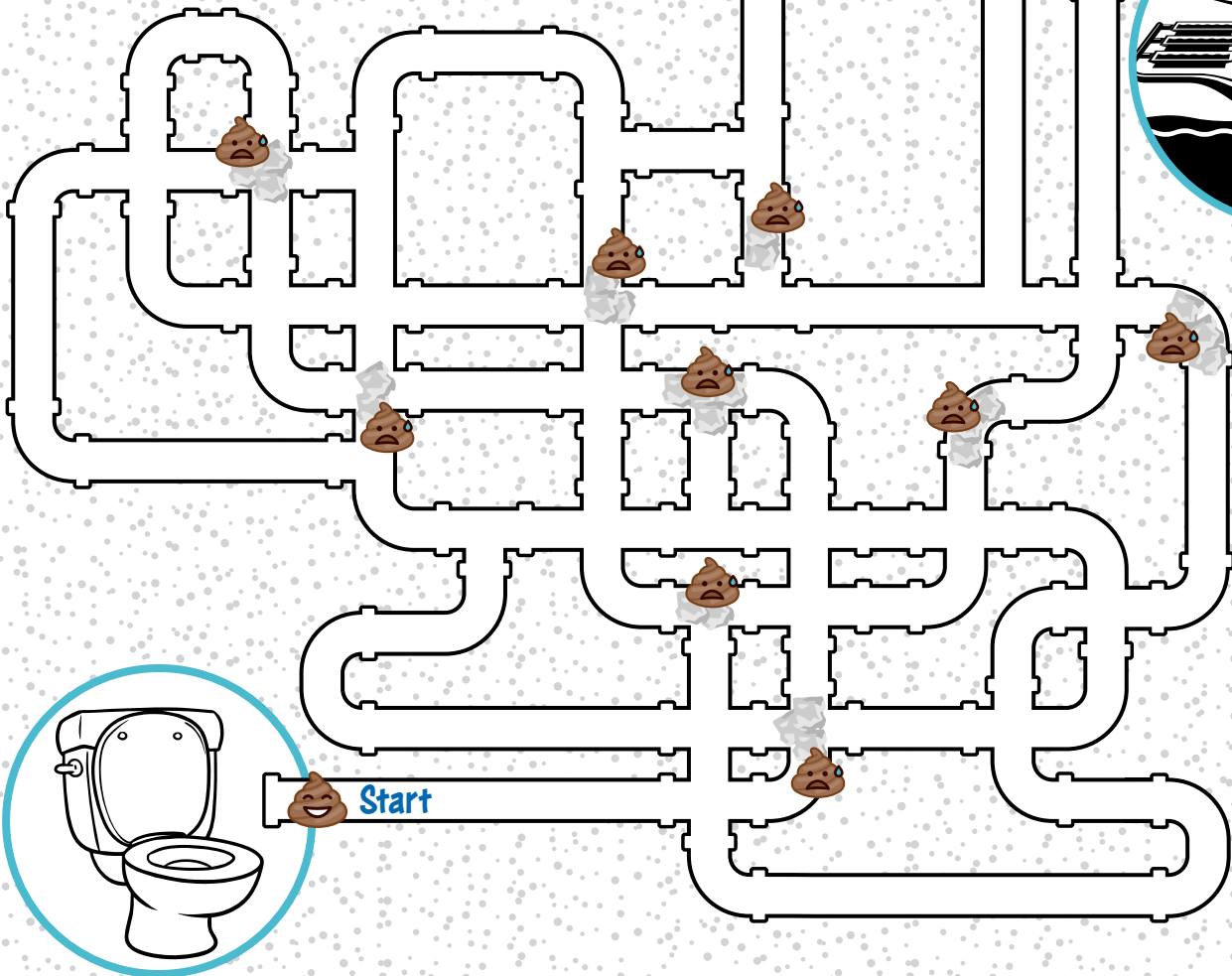
Help the poop get from the toilet to the treatment plant! But be careful! It looks like somebody has been flushing wipes and causing clogs in the pipes!

Finish



**Did you know?**

It takes hours to days for sewage to reach the treatment plant through the network of underground pipes called sewers. Once there, the sewage is treated and the clean water is returned to the environment in about 24 hours.



Start


Draw a line from each item to where it should go!

**Did you know?**

In Waterloo Region about 180 million litres of water is treated at our 13 wastewater treatment plants every day! That's the same amount of water in 3600 backyard swimming pools! What a wastewater wonder!



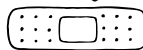
toilet paper



food scraps



bandages



human waste



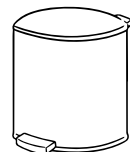
wipes



toilet



garbage




green bin



For the answers go to [www.regionofwaterloo.ca/whattoflush](http://www.regionofwaterloo.ca/whattoflush)

# Activity: Does it break down?

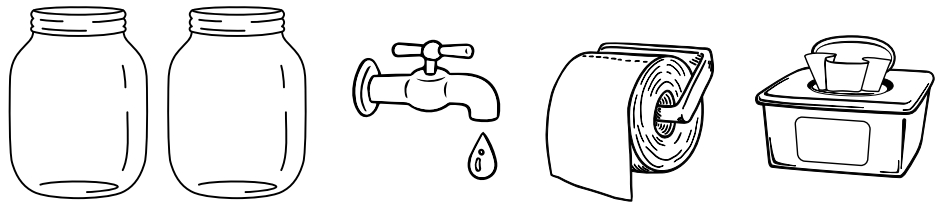


**You will need:**  
2 large see-through containers  
(such as mason jars, empty pasta sauce jars, plastic containers, bowls or cups)

Water  
Toilet paper  
Disinfectant wipes  
(you can also use wet wipes, makeup wipes or baby wipes)

## Steps:

1. Fill your containers with water.
2. Put 3 squares of toilet paper in your first container and 1 wipe in your second container.
3. If your containers have lids, put them on and shake. If not, stir your containers. What does the toilet paper look like after 10 seconds of shaking or stirring? What does the wipe look like?
4. What do your containers look like after 5 minutes? After 10 minutes? Did your wipe break down?
5. To clean up, make sure to put the wipe in the garbage.



## Questions:

1. Which broke down the fastest, the toilet paper or the wipe?
2. Why would flushing a wipe down the toilet be bad? Think about what happens to a wipe in an underground pipe if it doesn't break down the same as toilet paper.

For more information and photos, visit [www.regionofwaterloo.ca/whattoflush](http://www.regionofwaterloo.ca/whattoflush)

toilet paper




wet wipe




## Did you know?

Even wipes that say "flushable" on the package shouldn't be flushed! They will eventually clog the pipes in your home leading to potential sewage back ups in your basement and expensive repairs!




# Can you find all the wastewater words?



|   |   |   |   |   |   |   |   |   |   |   |   |   |   |   |   |
|---|---|---|---|---|---|---|---|---|---|---|---|---|---|---|---|
| D | S | W | A | S | T | E | W | A | T | E | R | H | E | H |   |
| G | J | K | L | I | R | D | G | P | X | F | G | U | R | B |   |
| T | Q | W | R | G | K | S | F | L | O | O | D | Y | E | Y | U |
| R | W | J | I | G | Y | V | N | U | G | O | G | K | U | F | D |
| E | U | I | J | H | S | I | G | M | B | M | P | G | S | F | S |
| A | I | Y | H | V | E | B | N | B | V | W | I | P | E | G | F |
| T | T | Y | V | B | W | J | K | E | C | D | T | G | S | E | W |
| M | Y | U | I | S | A | S | F | R | T | I | S | S | H | J | F |
| E | T | I | U | E | G | R | E | U | F | G | H | T | O | I | L |
| N | I | O | J | L | E | G | A | W | G | H | K | L | I | O | U |
| T | S | Y | H | Y | J | K | A | K | L | V | C | C | A | O | S |
| P | S | I | K | B | H | A | I | R | B | A | L | L | J | K | H |
| L | U | F | G | J | K | J | B | C | B | S | U | O | Y | P | O |
| A | E | Z | X | C | R | G | O | I | M | A | O | G | B | C | V |
| N | Y | T | R | H | J | K | C | F | K | L | G | J | K | L | K |
| T | E | R | P | I | P | E | S | G | H | J | K | E | A | S |   |
| U | I | O | V | H | N | Y | U | I | V | I | H | B | V | C |   |
| U | I | K | L | B | M | E | U | I | O | K | L | K |   |   |   |

- FLOOD
- REUSE
- PLUMBER
- GARBAGE
- POOP
- HAIRBALL
- CLOG
- FLUSH
- TISSUE
- SEWAGE
- WASTEWATER
- PIPES
- TREATMENT PLANT
- WIPE
- TOILET



For more information on what not to flush, please visit  
[www.regionofwaterloo.ca/whattoflush](http://www.regionofwaterloo.ca/whattoflush)

